

Modern Brass Keypad Entryset

Door Prep 5 1/2" Center to Center



Order any Brass knob or lever for the inside trim.

Modern Keypad Keypad Entryset

Description	Product Code	Knob or Lever Style for Inside Trim	Finish	List Price
Single Cylinder	E4817	<i>See Page 4 for Brass Knob & Lever Options.</i>	Oil Rubbed Bronze (US10B) Satin Nickel (US15) Flat Black (US19) Polished Chrome (US26)	\$340.00

Product Features for EMTEK Keypad Deadbolt & Lever Locksets:

- Fits any door between 1 3/4" to 2 1/4" thick with a 2 1/8" bore standard door prep.
- Installs easily with only a Phillips head screwdriver.
- Easy to use installation and programming instructions included.
- Factory programmed with 2 unique, secure user codes for use right out of the box.
- Can be programmed with up to 20 user codes of your choice.
- Programming changes can be made easily using the keypad.
- Keypad has a protective coating to prevent wear patterns.
- Illuminated keypad for easy and quick operation after dark.
- Low battery indicator lets you know when it's time to change the battery.
- Emtek's standard mechanical and finish warranties along with a 2 year warranty on electronic components.

Handing Required if Lever Used on Inside. Standard latch is for 2 3/8" backset. Specify 2 3/4" backset if required.

ELECTRONIC LOCKSETS - DEADBOLTS

KEYPAD

Standard with Keypad Deadbolt Locks

- Schlage C Keyway
- Standard Door Prep and Installation
- Solid Brass Cylinder, Housing, Collar and Rosette
- Hardened Steel Bolt
- Heavy Gauge Steel Understrike and Brass Trim Strike Shipped with Every Deadbolt



Brass Keypad Style

Product Code	Finish	List Price
E1000	Oil Rubbed Bronze (US10B) Satin Nickel (US15) PVD-Lifetime	\$150.00



Modern Brass Keypad Style

Product Code	Finish	List Price
E1020	Oil Rubbed Bronze (US10B) Satin Nickel (US15) Flat Black (US19) Polished Chrome (US26)	\$170.00



Sandcast Bronze Keypad Style

Product Code	Finish	List Price
E1001	Deep Burgundy (DB) Flat Black (FB) Medium Bronze (MB) Silver Patina (SP)	\$180.00

Fits any door between 1 3/4" to 2 1/4" thick with a 2 1/8" bore standard door prep.

Standard latch is for 2 3/8" backset. Specify 2 3/4" backset if required. Complete Set Includes Latch and Strike Plate.

Brass Keypad
with Cortina Lever



Modern Brass Keypad
with Helios Lever



Sandcast Bronze Keypad
with Durango Lever



Brass Keypad Leverset To order Adaptor for thin door (1- 3/8"), add product code **KEYLVREXT** and list price **\$14**.

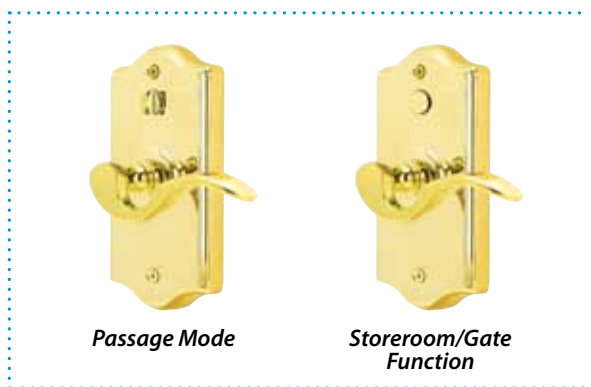
Description	Product Code	Knob or Lever Style for Inside Trim	Finish	List Price
Brass Keypad Leverset	E2000	<i>See Page 4 for Brass Lever Options.</i>	Oil Rubbed Bronze (US10B) Satin Nickel (US15) PVD-Lifetime	\$190.00
Brass Keypad Leverset with Storeroom/Gate Function	E2200		\$190.00	

Modern Brass Keypad Leverset To order Adaptor for thin door (1- 3/8"), add product code **KEYLVREXT** and list price **\$14**.

Description	Product Code	Knob or Lever Style for Inside Trim	Finish	List Price
Modern Brass Keypad Leverset	E2020	<i>See Page 4 for Brass Lever Options.</i>	Oil Rubbed Bronze (US10B) Satin Nickel (US15) Flat Black (US19) Polished Chrome (US26)	\$200.00
Modern Brass Keypad Leverset with Storeroom/Gate Function	E2220		\$200.00	




Sandcast Bronze Keypad Leverset Adaptor **NOT** available.

Description	Product Code	Knob or Lever Style for Inside Trim	Finish	List Price
Sandcast Bronze Keypad Leverset	E2001	<i>See Page 5 for Brass Lever Options.</i>	Deep Burgundy (DB) Flat Black (FB) Medium Bronze (MB) Silver Patina (SP)	\$210.00
Sandcast Bronze Keypad Leverset with Storeroom/Gate Function	E2201		\$210.00	



Passage Mode

Storeroom/Gate Function

- 
Locked
 - Outside lever always locked
 - Entry by code or key only
 - Inside lever always free
- 
Passage
 - Outside lever always free
 - Entry by operating lever, no code or key required.
 - Inside lever always free
- 
Storeroom / Gate Function
 - Outside lever always locked
 - Entry by code or key only
 - Inside lever always free

Handing Required for Leversets. Standard latch is 2 3/8" backset. Specify 2 3/4" backset if required. Complete Set Includes Latch and Strike Plate.